

SM-PM40

Power Modulator

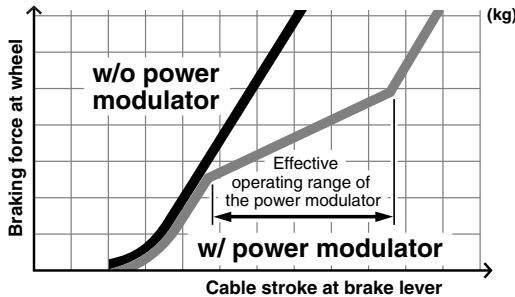
Before use, read these instructions carefully, and follow them for correct use.

CAUTION

The power modulator is a device that makes it easier to control braking by increasing the cable stroke at the brake lever within a certain constant range of braking force.

If the effective operating range of the power modulator will be exceeded, the lever stroke and the brake will operate as a normal V-brake (sensitive and powerful). In that case, the brakes may operate more powerfully than intended and may cause the wheel to lock up. Therefore it is essential that you fully understand and test the performance of the power modulator before use. **The power modulator is not equipped with a function to prevent the wheel from locking up.**

Braking Performance Comparison



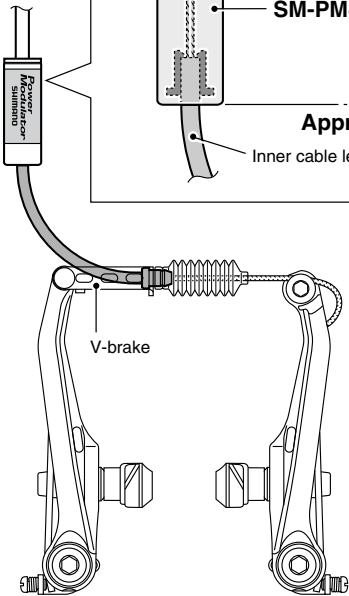
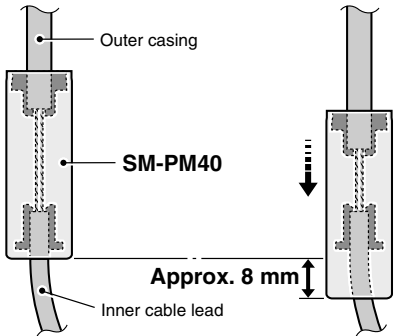
Installing the SM-PM40

Install the SM-PM40 power modulator to the V-brake as shown in the illustration.

Note:
When the brakes are applied, the power modulator will move about 8 mm toward the inner cable lead, so make sure that there is enough excess length in the outer casing for this to happen.

When brakes are not applied

When brakes are applied



Please note: Specifications are subject to change for improvement without notice. (English)

SHIMANO®

SHIMANO AMERICAN CORPORATION
One Holland Irvine CA 92618 U.S.A. Phone 949-951-5003
SHIMANO EUROPA
Industrieweg 24 NL-8071 CT Nunspeet, Holland Phone 31-341-272222
SHIMANO INC.
3-77 Oimatsucho, Sakai, Osaka, Japan Phone 0722-23-3243

© Dec. 1999 by Shimano Inc. PIT. IZM. Printed in Malaysia

